

Veteran & Classic Car Club of WA

Membership Management Database

First time users registration.

Welcome to the VCCC WA website. To register for access you will need to follow this short process as a one off.

Once you have completed the registration steps we will have your contact details so we can keep you updated as the event planning proceeds.

You will be able to come back to the site and log in using your email address and the password that will be emailed to you. Like most sites, you are able to change your password to something you might prefer at any time.

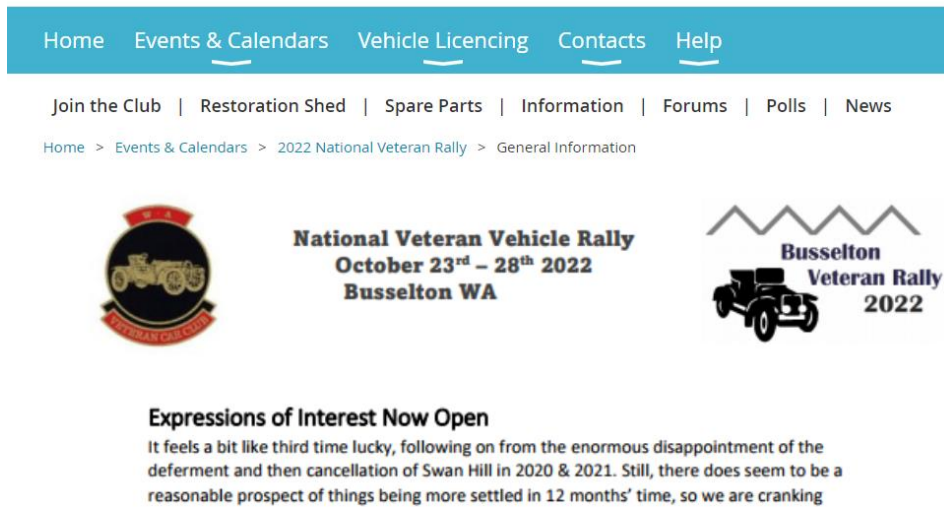
You might like to save <https://veterancarclubofwesternaustralia.wildapricot.org/> on your Web browser for future use.

Procedure

1. Hover on the “Events and Calendars” tab on the Home page of the web site – go down to the 2022 National Rally and you should see these two options.



2. The “General Information” tab will give some more details on the event.



3. To proceed, Click on the “non Members” tab.

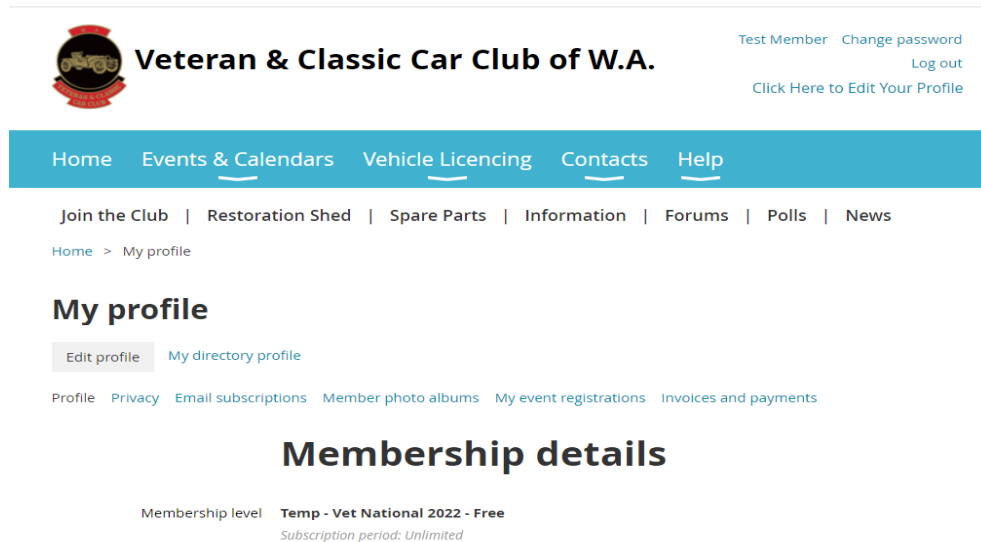


4. You will get this screen, fill in the details as prompted.

The screenshot shows the registration form for non-members. The navigation menu is at the top. The breadcrumb trail is 'Home > Events & Calendars > 2022 National Veteran Rally > Non Members - Log Your Details First!'. The form includes the following elements:

- A message: 'If you are NOT a VCCWA member, please log your details with the club first (below). When you have completed this step, you will be logged in so you can then register your expression of interest. You will be sent a password to your nominated email address.'
- A grey box with the text: 'Level Temp - Vet National 2022 - Free Subscription period: Unlimited'.
- A label 'Enter your email' with a red asterisk and 'Mandatory fields'.
- An email input field with a red asterisk and the label '* Email'. Below it is the text: 'Members current email address - Wild Apricot messages will be sent to this email'.
- A reCAPTCHA widget with the text 'I'm not a robot'.

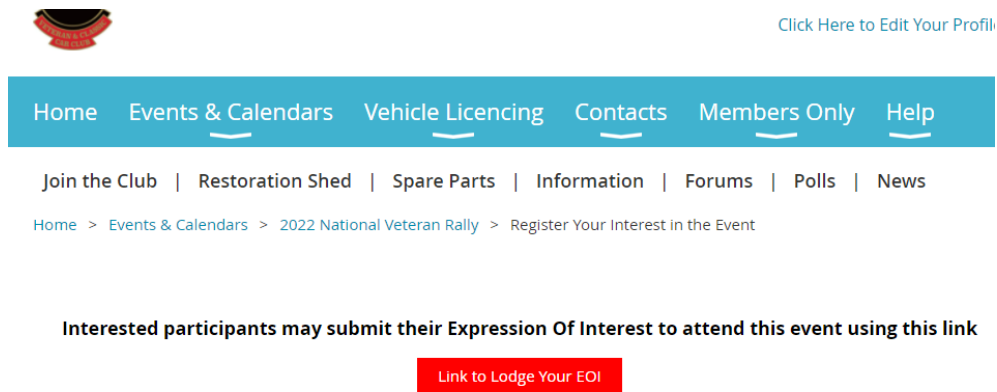
5. When you get to the end you will get a screen like this with your name in the top right hand corner (Test Member here) . This means you are logged in and ready to register your expression of interest !



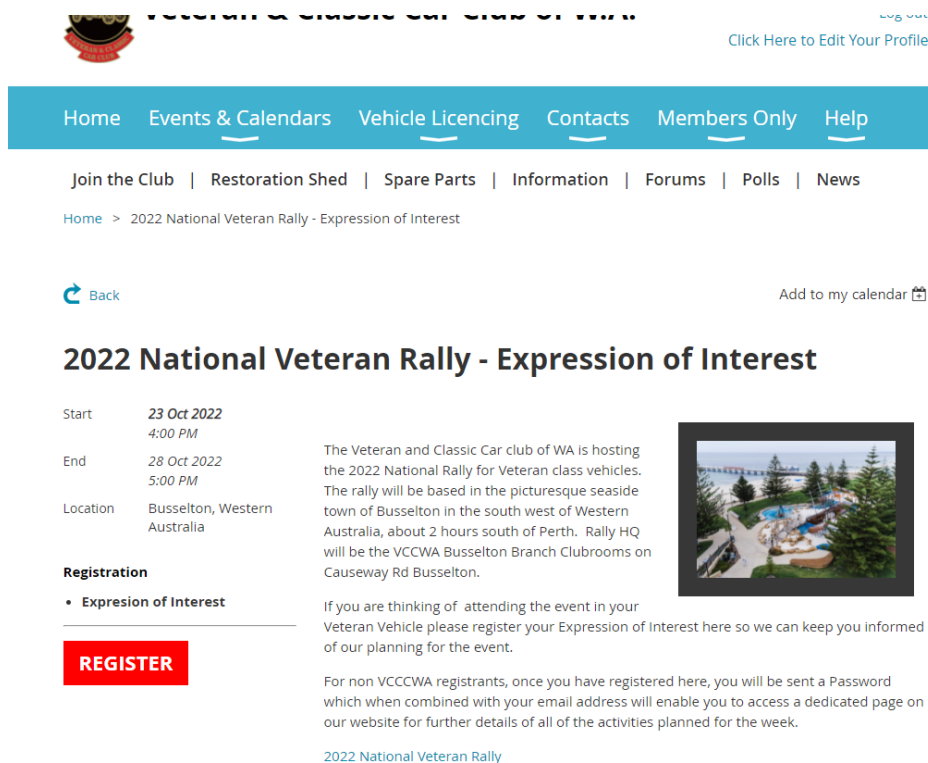
6. Hover over the Events and Calendars tab and you will now see more tabs under the 2022 “National Veteran Rally”. Click on “Register Your Interest”



7. You will go to this screen – click on the red - Link to lodge your EOI



8. Click on the red “Register” button and follow the prompts until you complete your registration.



9. You are now all done and on our distribution list. You should receive an acknowledgement Email to your in box (keep an eye on your Junk email box too) . Log out by clicking on the log out key at the top right hand corner. Remember – you can come back to the web site and log in any time using your email and the password emailed to you.