

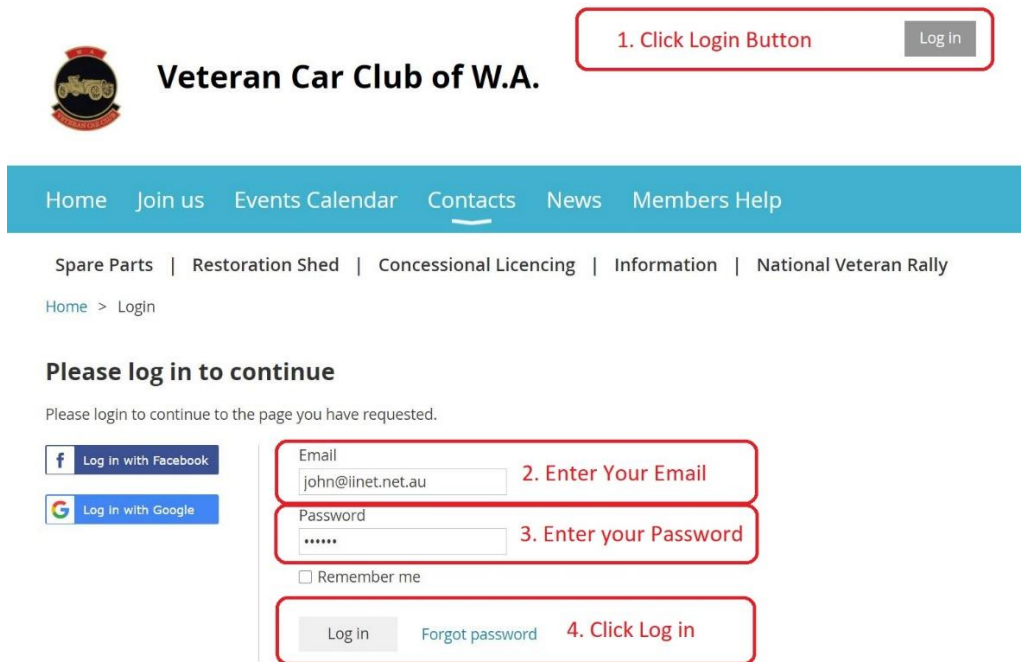
Veteran Car Club of WA (Inc)


Club Website Members Area

How to Update Your Membership or Vehicle Details

Go to the Clubs Website and Log in as shown below

<https://veterancarclubofwesternaustralia.wildapricot.org/>



 **Veteran Car Club of W.A.** [Log in](#)


Home | Join us | Events Calendar | Contacts | News | Members Help


Spare Parts | Restoration Shed | Concessional Licencing | Information | National Veteran Rally

Home > Login

Please log in to continue

Please login to continue to the page you have requested.

 Log in with Facebook

 Log in with Google

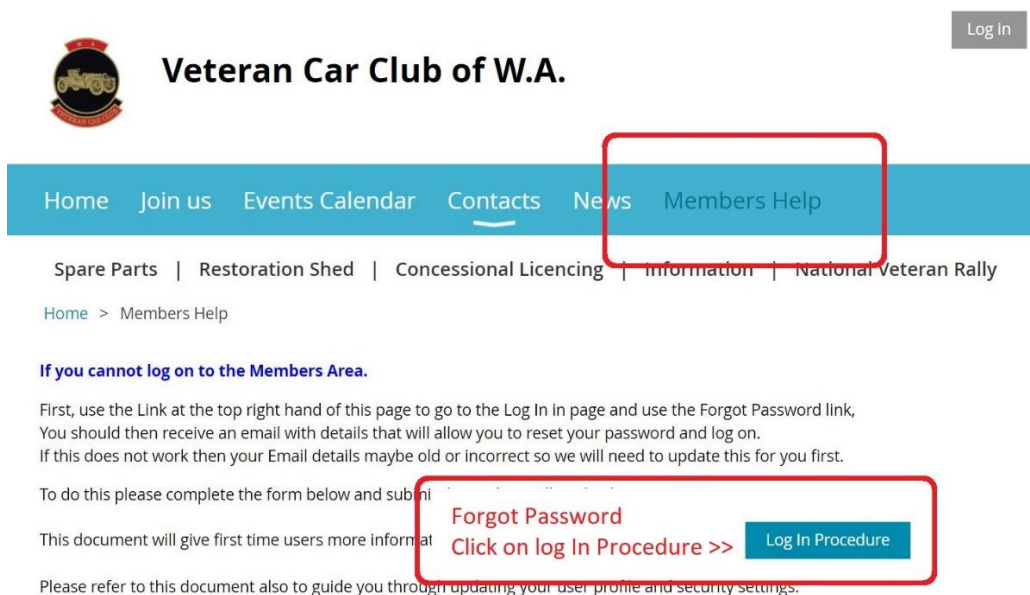
Email
john@inet.net.au **2. Enter Your Email**


Password
***** **3. Enter your Password**

☐ Remember me

[Log in](#) [Forgot password](#) **4. Click Log in**

If you have forgotten your password or are having trouble logging in use the Members Help link



 **Veteran Car Club of W.A.** [Log in](#)

Home | Join us | Events Calendar | Contacts | News | **Members Help**

Spare Parts | Restoration Shed | Concessional Licencing | Information | National Veteran Rally

Home > Members Help

If you cannot log on to the Members Area.

First, use the Link at the top right hand of this page to go to the Log In in page and use the Forgot Password link, You should then receive an email with details that will allow you to reset your password and log on. If this does not work then your Email details maybe old or incorrect so we will need to update this for you first.

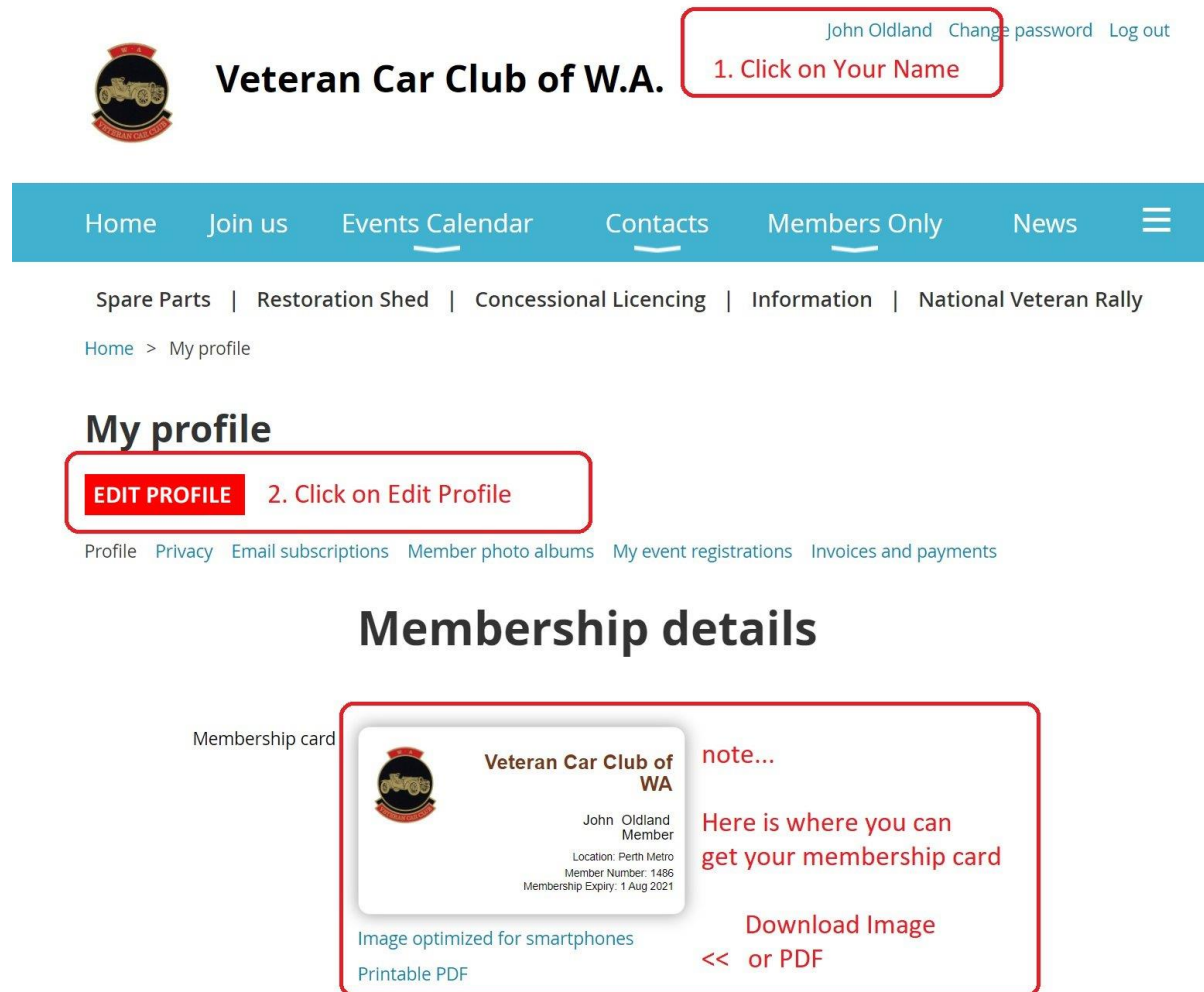
To do this please complete the form below and submit

This document will give first time users more information

Please refer to this document also to guide you through updating your user profile and security settings.

Forgot Password
Click on log In Procedure >> [Log In Procedure](#)

Once you have logged in You can now Edit Your Profile as Below



The screenshot shows the website interface for the Veteran Car Club of W.A. At the top, the club's logo is on the left, and the text "Veteran Car Club of W.A." is in the center. To the right of the logo, there is a red box containing the text "1. Click on Your Name". Above this box, the user's name "John Oldland" is displayed, along with links for "Change password" and "Log out". Below the club name, there is a blue navigation bar with links for "Home", "Join us", "Events Calendar", "Contacts", "Members Only", and "News". Below the navigation bar, there is a row of links: "Spare Parts", "Restoration Shed", "Concessional Licencing", "Information", and "National Veteran Rally". Below this row, there is a link for "Home" followed by "> My profile". The main heading "My profile" is displayed. Below it, there is a red box containing the text "2. Click on Edit Profile". To the left of this box is a red button labeled "EDIT PROFILE". Below the "My profile" heading, there is a row of links: "Profile", "Privacy", "Email subscriptions", "Member photo albums", "My event registrations", and "Invoices and payments". The main heading "Membership details" is displayed. Below it, there is a red box containing a membership card. The card is labeled "Membership card" to its left. The card itself has the club's logo on the left and the following text: "Veteran Car Club of WA", "John Oldland Member", "Location: Perth Metro", "Member Number: 1486", and "Membership Expiry: 1 Aug 2021". Below the card, there are links for "Image optimized for smartphones" and "Printable PDF". To the right of the card, there is a red box containing the text "note..." and "Here is where you can get your membership card". Below this text, there are links for "Download Image" and "<< or PDF".

1. Click on your Name or “The Click Here to Edit Your Profile” link, at the top left as shown
2. If you want you can now Click on the Edit Profile button to change your details
3. Or you can just click on the links below your Membership Card to download & save your card, either as an Image or PDF file, you can then store it in your phone or print it off.
(note: it is your responsibility to print off your own Membership Card if you want one)
4. If you do change your profile details don't forget to scroll back to the top and click the **SAVE** button

Now you can start Editing your Details, Name address, Vehicle Etc.

John Oldland [Change password](#) [Log out](#)



Veteran Car Club of W.A.

[Home](#) [Join us](#) [Events Calendar](#) [Contacts](#) [Members Only](#) [News](#) 

[Spare Parts](#) | [Restoration Shed](#) | [Concessional Licencing](#) | [Information](#) | [National Veteran Rally](#)

[Home](#) > [My profile](#) > [Edit](#)

My profile

SAVE

<<<

Now you can update your details
Name, Address, email & Vehicle

Dont Forget to click the SAVE button

[Profile](#) [Privacy](#) [Email subscriptions](#)

* Mandatory fields

User ID 50639935 This field is generated automatically and cannot be changed

Members First Name **Just overtype text to
update, then save**
Members full first name

Members Surname
Members full surname

Preferred first name (Will be used on membership badge and on correspondence) **Scroll down to see more
of your Profile**
Preferred name for correspondence

Email **and Your Vehicle Data**
Members current email address - Wild Apricot messages will be sent to this email

Phone
Members phone number

Mobile Phone
Members Mobile phone number

Privacy Policy ☒ I confirm I have read and accept the terms of the Privacy Policy



Scroll down for More Profile details that you can update

Group Affiliations

Requested Membership Area

Branch Allocation Perth Metro

Update as Necessary

Section Allocation ☒ Veteran Section

☒ Vintage Section

Keep Scrolling Down

☐ Post Vintage Section

☐ Dodge Section

☐ Humber and Rootes Group Section

☐ Military Section

☒ Model T Ford Section

☐ Mustang and Shelby Section

Members can choose to be a member of one or more Section(s).

Other Details

Membership Number 1486

Members picture No file chosen

Occupation (or former) COMPUTER ANALYST

Members current or former occupation. Helpfull to understand the skills of members.

Date of Birth 27 May 1954 

Members date of birth

Partners first name Lexie

First name of Members partner

Partners surname Oldland

Surname of Members partner



For the Early Auto magazine and other external club magazines

Publication Subscription

**click / tick here if you only want the Early Auto delivered electronically
(leave unticked if you want to receive a hard copy in the post)**

Early Auto Magazine Delivery



You have elected to receive your club magazine electronically.

If you TICK this field, you will receive your EA in Electronic form ONLY. If you leave it empty it will show up as a RED CROSS in your profile and you will receive a mailed hard copy also.

External Publications

- ☒ Chevrolet - Chevrolet Club of WA
- ☒ Country Motor Australia - David Vaughan
- ☒ Hillman News - Hillman Car Club of South Aust.
- ☒ Hillman Owners Club of Aust.
- ☒ Hudson AMC Car Club of Aust.
- ☒ Model T Ford Club of Aust.
- ☒ London & Derby - Rolls Royce Owners Club of NSW
- ☒ Rootes Group Car Club Qld
- ☒ Singer Car Club
- ☒ Singergram - Singer Car Club of South Aust.
- ☒ The Vintage Driver - Vintage Drivers Club Victoria
- ☒ Veteran Car Club of Aust.(Tasmania)
- ☒ The Edwardian - Veteran and Vintage Car Club of Aust (ACT)
- ☒ Veteran Car Club of Aust.(Victoria)
- ☒ Veteran Torque - - Veteran Car Club of Aust (Qld)
- ☒ Austin Times - Vintage Austin Register Aust.
- ☒ Vintage Car Club of Queensland
- ☒ Bulletin - Vintage Motor Club NSW
- ☒ Vintage Motor Cycle Club WA
- ☒ In Vogue - Humber Club of SA
- ☒ Museum Musings - Motor Museum of WA
- ☒ Retroautos - 1954-56 Cadillac Eldorado
- ☒ Steering Column Newsletter - Hist. Motor Vehicles Club SA

**tick any of these boxes
if you want to receive
these magazines from
other clubs, they will be
delivered electronically
via email.**

Select all external publications you wish to receive. A link to the publication will be sent to you as they become available.

Keep going down, Vehicles are at the bottom

Vehicles

Your Vehicles are listed last

Vehicle #1 Make

Make of 1st Vehicle

Just overtype to update or delete

Vehicle #1 Model

Model of 1st vehicle

Dont forget to scroll back to the top
and SAVE your changes

Vehicle #1 Year

Year of manufacture of 1st vehicle

Vehicle #1 Reg

Registration Number of 1st Vehicle

Vehicle #1 VIN

Vehicle identification number of 1st vehicle. Use Chassis number if not available.

Vehicle #1 Conc Reg

To be checked if vehicle is on concessional registration (Code 404) through the VCC of WA.

Vehicle #2 Make

Make of 2nd Vehicle

Vehicle #2 Model

Model of 2nd vehicle

Vehicle #2 Year

Year of manufacture of 2nd vehicle

Vehicle #2 Reg

don't forget to Scroll back to the top and **SAVE** your details 😊